



IIM

विद्या परं दैवतम्

भारतीय प्रबंध संस्थान विशाखपट्टणम
Indian Institute of Management Visakhapatnam

IIM Visakhapatnam - Nurturing Future Leadership Program (NFLP) under the aegis of the Malaviya Mission Teacher Training Program (MMTTP) 24-28 June 2024

[A step-by-step process to upload your nominations for the NFLP program on the MMTTP website:](#)

Step-1:

Goto the website: <https://mmc.ugc.ac.in/NFLP/NHome>

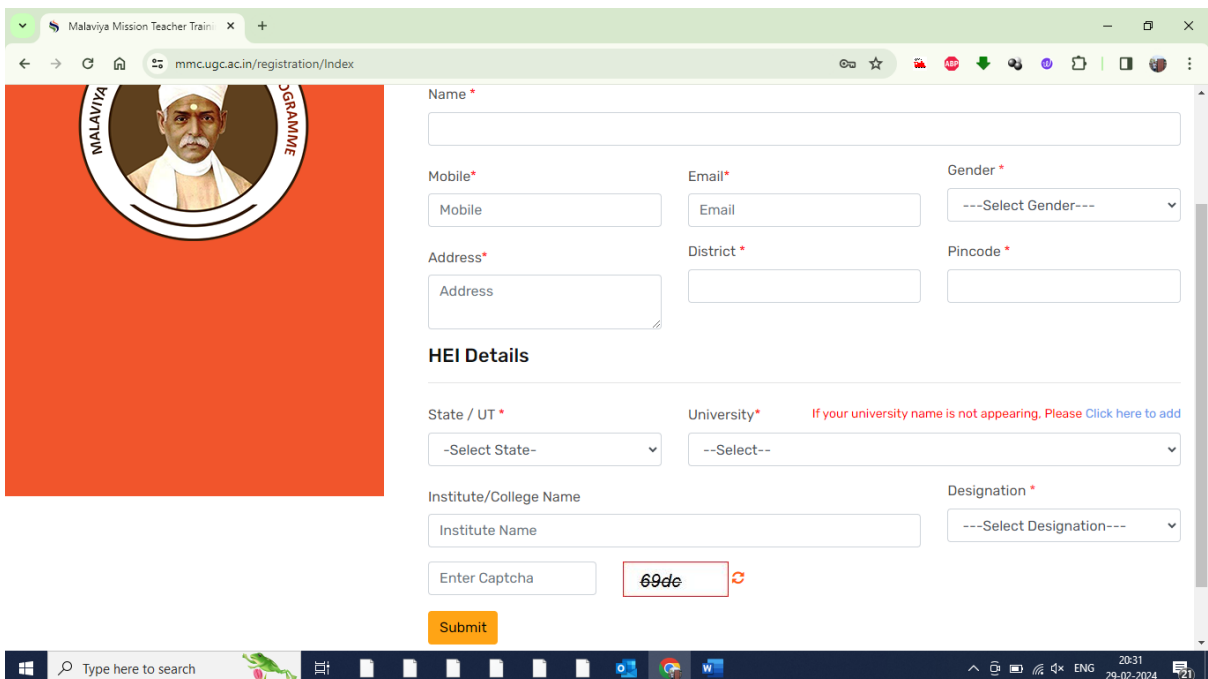
Step-2:

Click on the Tab: Register



Step-3:

Enter Required Details





IIM

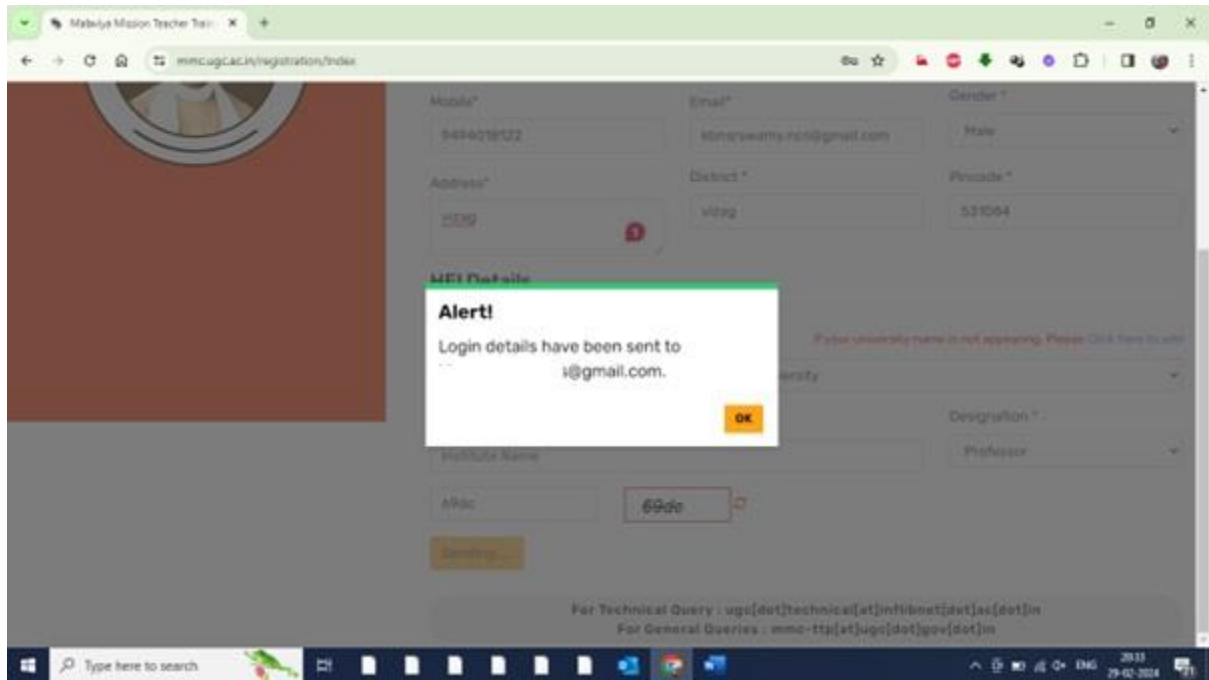
विद्या परं दैवतम्

भारतीय प्रबंध संस्थान विशाखपट्टणम
Indian Institute of Management Visakhapatnam

Step-4:

Once you have entered all the details, click on the submit button.

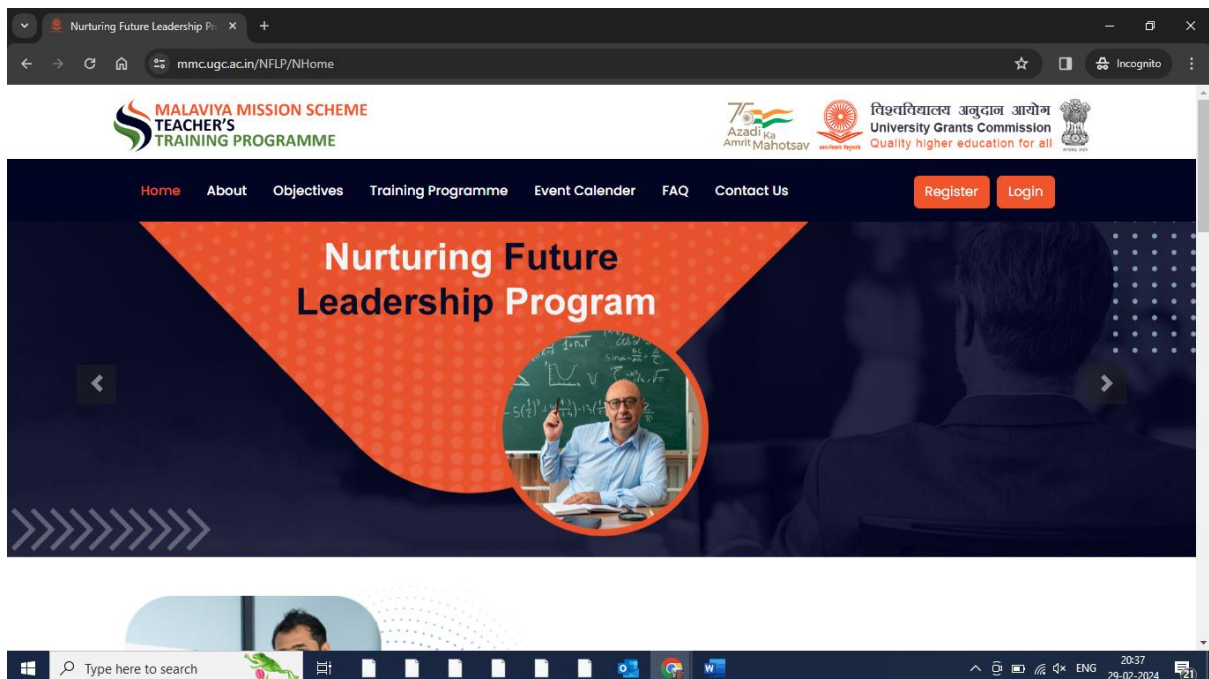
You will receive a popup message stating, 'Login details have been sent to your email ID.'



Step 5:

Go to: <https://mmc.ugc.ac.in/NFLP/NHome>

Click on login tab.





IIM

विद्या परं दैवतम्

भारतीय प्रबंध संस्थान विशाखपट्टणम
Indian Institute of Management Visakhapatnam

Step 6:

Enter the credentials you received via email and click on the 'Login' button. Select 'Participant' as your role.

LOGIN

Role: Participant

Email ID: @gmail.com

Password: *****

Enter Captcha: 2e42

Login

[Forgot Password?](#)

[Not Yet Registered? Register Now](#)

Step 7:

Change your password:

- Enter the current password received via email.
- Enter the new password.
- Confirm the new password.

CHANGE PASSWORD OF YOUR ID (@GMAIL.COM)

Current Password

New Password

Confirm Password

Enter Captcha: de9d

Login

You will receive a pop-up message stating, 'Your password has been changed successfully'.



IIM

विद्या परं दैवतम्

भारतीय प्रबंध संस्थान विशाखपट्टणम

Indian Institute of Management Visakhapatnam

Step 8:

Goto - <https://mmc.ugc.ac.in/NFLP/NHome>

Click on Login Tab.

Enter email id and password.

Once login - Click on the Tab – Apply for NFLP Nurturing Future Leadership Programme

The screenshot shows the user interface of the MMC portal. The top navigation bar includes the logo, 'MALAVIYA MISSION TEACHER TRAINING PROGRAMME', and links for 'Letter to MMC (11-12-2023)', 'User Manual (Participant)', 'Change Password', and 'Logout'. The user is logged in as 'Participant : swamy k'. The dashboard displays two main cards: 'No. of NEP Theme Training Participated' with a value of 0, and 'Apply for NFLP (Nurturing Future Leadership Programme)'. A sidebar on the left contains navigation options: Dashboard, Profile, Apply for NEP Theme Training, My NEP Theme Training, Apply for NFLP, My NFLP Training, Feedback, and Learning Resources. The system tray at the bottom shows the date as 29-02-2024.

Step 9:

Select Preferable Centre & Program

Select: IIM Visakhapatnam as 1st Preference and fill remaining required details.

The screenshot shows the application form for the Nurturing Future Leadership Program. The user is logged in as 'Participant : swamy k'. The form includes the following fields:

- Preferable Center & Program Date: Three dropdown menus. The first is set to 'IIM Vishakhapatnam (Andhra Pra)', the second to '--Select Preference 2--', and the third to '--Select Preference 3--'.
- Last Date for Participation in Center 1: **8-MAR-2024**
- Applicant Date of Joining in Current Organization: A text input field.
- Total Experience: A text input field.
- Nature of Employment: A dropdown menu set to '--Select--'.
- Why do you want to join the Nurturing Future Leadership Program (100 words): A text area for a 100-word response.

A 'View Training List' link is visible in the top right corner of the form area. The system tray at the bottom shows the date as 29-02-2024.



IIM

विद्या परं दैवतम्

भारतीय प्रबंध संस्थान विशाखपट्टणम
Indian Institute of Management Visakhapatnam

Step 10:

Upload Nomination letter Form(PDF only): Click on submit.

The screenshot shows a web browser window displaying the Malaviya Mission Teacher Training Program website. The page is titled "Participant : swamy k". The navigation menu includes "Dashboard", "Profile", "Apply for NEP Theme Training", "My NEP Theme Training", "Apply for NFLP", "My NFLP Training", "Feedback", and "Learning Resources". The main content area contains the following text and form fields:

Letter to MMC (11-12-2023) **User Manual (Participant)** **Change Password** **Logout**

In what way you will contribute in the growth of the institute after completion of the Nurturing Future Leadership Program(100 words)

Special trainings/topics/specialised area of your interest to be covered in the course

Upload Nomination Letter(duly signed by Head of the Institution) * (.pdf Format Only)

No file chosen

<<0>>