



# IIM

भारतीय प्रबंध संस्थान विशाखपट्टणम  
Indian Institute of Management Visakhapatnam

## IIM Visakhapatnam - Nurturing Future Leadership Program (NFLP)-2024-25 under the aegis of the Malaviya Mission Teacher Training Program (MMTTP)

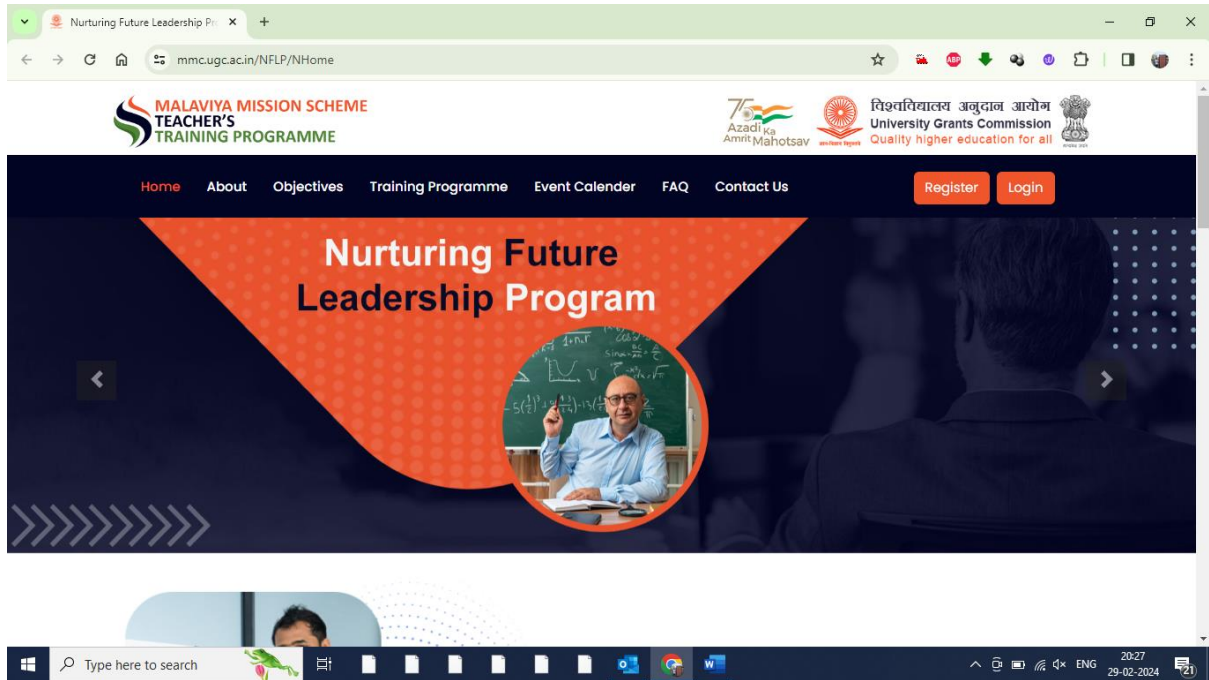
**A step-by-step process to upload your nominations for the NFLP program on the MMTTP website:**

### **Step-1:**

Goto the website: <https://mmc.ugc.ac.in/NFLP/NHome>

### **Step-2:**

Click on the Tab: Register



### **Step-3:**

Enter Required Details

Name \*

Mobile \*      Email \*      Gender \*

Address \*      District \*      Pincode \*

**HEI Details**

State / UT \*      University \*      If your university name is not appearing, Please [Click here to add](#)

Institute/College Name      Designation \*

Enter Captcha      69de      Submit

### **Step-4:**



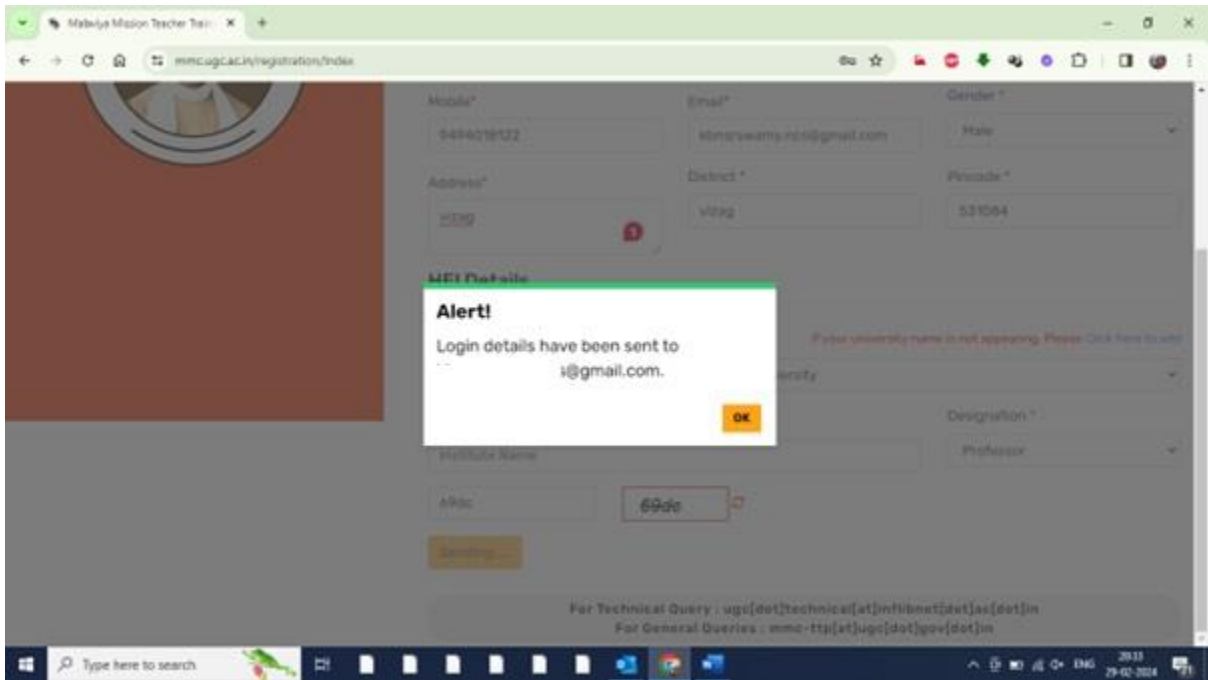
# IIM

विद्या परं दैवतम्

भारतीय प्रबंध संस्थान विशाखपट्टणम  
Indian Institute of Management Visakhapatnam

Once you have entered all the details, click on the submit button.

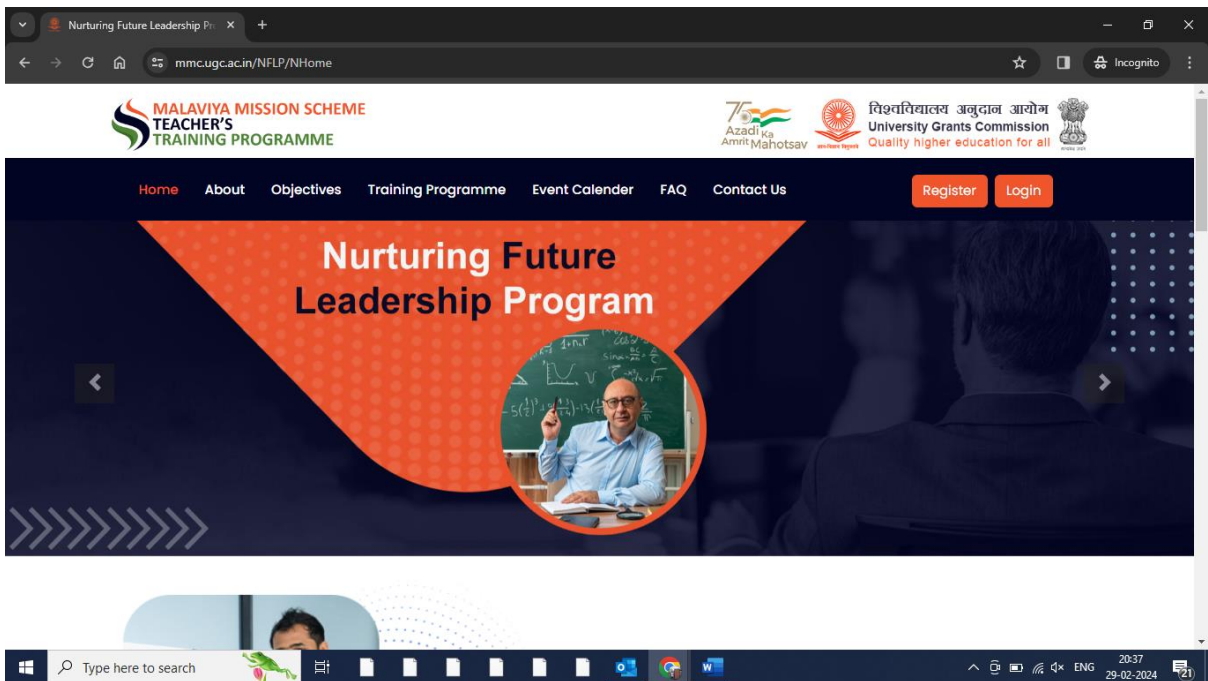
You will receive a popup message stating, 'Login details have been sent to your email ID.'



### Step 5:

Go to: <https://mmc.ugc.ac.in/NFLP/NHome>

Click on login tab.





# IIM

विद्या परं दैवतम्

भारतीय प्रबंध संस्थान विशाखपट्टणम  
Indian Institute of Management Visakhapatnam

## Step 6:

Enter the credentials you received via email and click on the 'Login' button. Select 'Participant' as your role.

**LOGIN**

Role: Participant

Email ID: @gmail.com

Password: .....

Enter Captcha: 2e42

Login

[Forgot Password?](#)

[Not Yet Registered? Register Now](#)

## Step 7:

Change your password:

- Enter the current password received via email.
- Enter the new password.
- Confirm the new password.

**CHANGE PASSWORD OF YOUR ID (@GMAIL.COM)**

Current Password

New Password

Confirm Password

Enter Captcha: de9d

Login

You will receive a pop-up message stating, 'Your password has been changed successfully'.



# IIM

विद्या परं दैवतम्

भारतीय प्रबंध संस्थान विशाखपट्टणम  
Indian Institute of Management Visakhapatnam

### Step 8:

Goto - <https://mmc.ugc.ac.in/NFLP/NHome>

Click on Login Tab.

Enter email id and password.

Once login - Click on the Tab – Apply for NFLP Nurturing Future Leadership Programme

The screenshot shows the user's dashboard on the MMC portal. The user is logged in as 'Participant : Dr. swamy k'. The dashboard includes a navigation menu on the left with options like Dashboard, Profile, My Programmes, and Apply for NEP Theme Training. The main content area features several cards: 'My Programmes', 'No. of Online NEP Theme Training Participated' (showing 0), 'Apply for NFLP (Nurturing Future Leadership Programme)', and 'Apply for Guru Dakshata (Faculty Induction Programme), Refresher Course and Short Term Programme / Faculty Development Programme'. The top navigation bar contains links for 'Letter to MMC (11-12-2023)', 'User Manual (Participant)', 'Change Password', and 'Logout'.

### Step 9:

Select Centre & Program Date

Select: IIM Visakhapatnam

Fill remaining required details.

The screenshot shows the application form for the 'NURTURING FUTURE LEADERSHIP PROGRAM'. The user is logged in as 'Participant : Dr. swamy k'. The form includes a 'View Training List' button and a 'Select Center & Program Date' dropdown menu currently set to 'IIM Vishakhapatnam (Andhra Prad...'. Below this, the 'Last Date for Participation in Center 1' is listed as '3-JAN-2025'. The form has several input fields: 'Date of Joining as Assistant Professor (regular) \*', 'Current Experience \*', 'Total Experience as regular faculty \*', 'Total Experience from the date of', and 'Nature of Employment \*'. The top navigation bar is identical to the previous screenshot.



# IIM

विद्या परं दैवतम्

भारतीय प्रबंध संस्थान विशाखपट्टणम  
Indian Institute of Management Visakhapatnam

## Step 10:

Upload Nomination letter Form(PDF only) signed by Director sir: Click on submit.

The screenshot shows a web browser window displaying the Malaviya Mission Teacher Training Programme portal. The page title is "MALAVIYA MISSION TEACHER TRAINING PROGRAMME". The user is logged in as "Participant : swamy k". The navigation menu includes: Dashboard, Profile, Apply for NEP Theme Training, My NEP Theme Training, Apply for NFLP, My NFLP Training, Feedback, and Learning Resources. The main content area contains the following sections:

- Letter to MMC (11-12-2023)** (highlighted in the top navigation bar)
- User Manual (Participant)**
- Change Password**
- Logout**

The main content area includes the following form fields and instructions:

- A text area for "In what way you will contribute in the growth of the institute after completion of the Nurturing Future Leadership Program(100 words)".
- A text area for "Special trainings/topics/specialised area of your interest to be covered in the course".
- An instruction: "Upload Nomination Letter( duly signed by Head of the Institution) \* (.pdf Format Only)".
- A "Choose File" button with the text "No file chosen".
- A "Submit" button.

The browser's address bar shows the URL: [mmc.ugc.ac.in/Home/NurturingTrainingList](http://mmc.ugc.ac.in/Home/NurturingTrainingList). The Windows taskbar at the bottom shows the date and time as 20:49 on 29-02-2024.

<<0>>